



lumini Solucoes em Iluminacao LTDA
www.lumini.com.br
Email:laboratorio@lumini.com.br
Tel:+55 11 3437-5555 Fax:+55 11 3437-5555
Address:Rua Ferreira Viana, 716 - Socorro - São Paulo/SP

lumini

LumCAT:

Luminaire: lanterna 150 s serie 2

LampCAT: modulo 6W 27K irc 90

Ballast type: led driver 180mA

Report No:

Voltage(V): 127.0000

Test No:

Current(A): 0.0580

Number of Lamps: 1

Power (W): 7.2800

Lamp flux(lm): 650.0

PF: 0.9700

Length(mm): 240

Width(mm): 150

Phm Type: C

Height(mm): 0

Photometric Results

Lumens(lm): 451.75, Efficiency(%): 69.50% , Luminous Efficacy(lm/W): 62.05

Central intensity(cd): 41.373, Maximum intensity(cd): 50.562

Angle of maximum intensity: C=0.0 γ =40.0

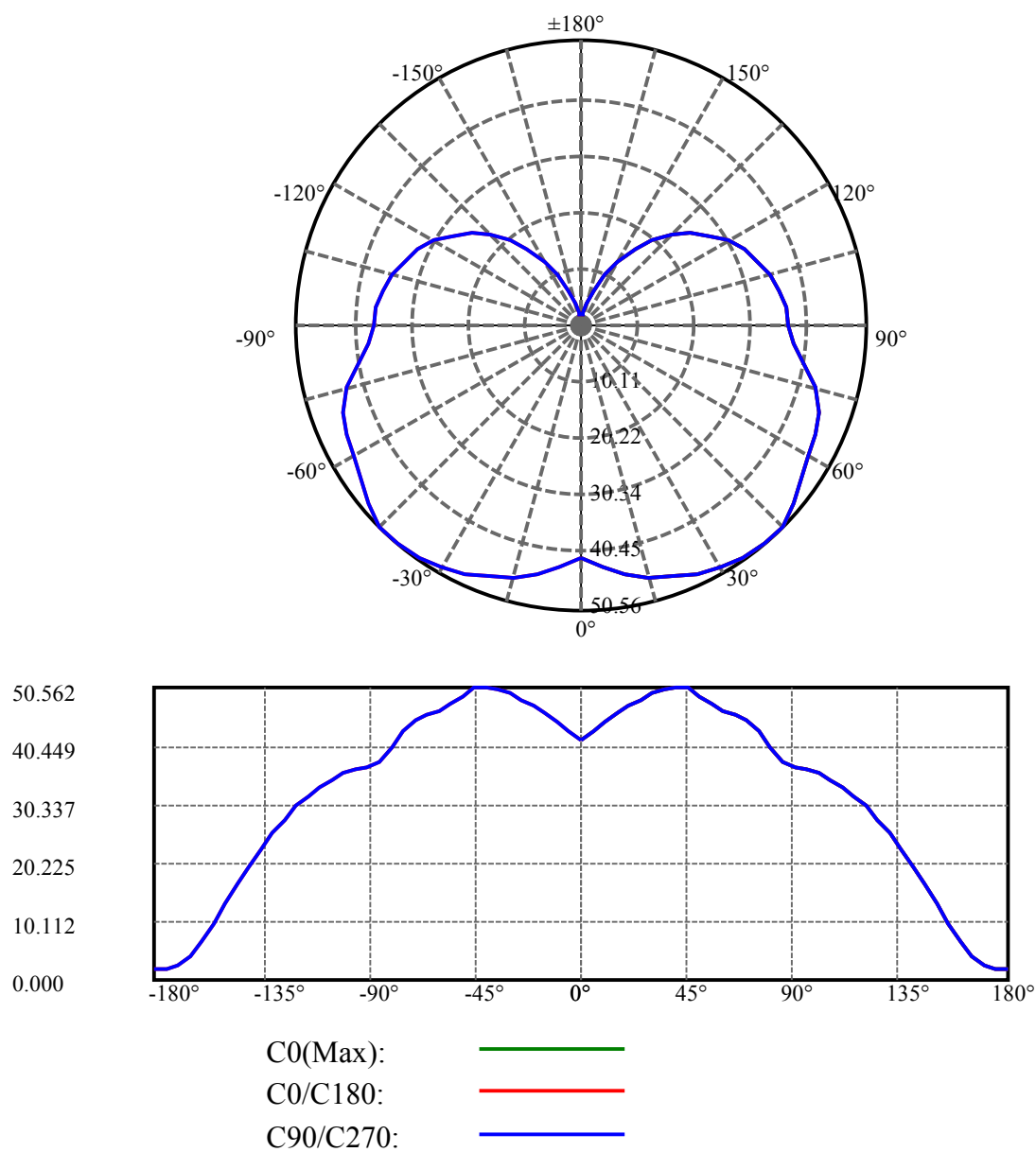
Beam angle of C0 plane : 273.67

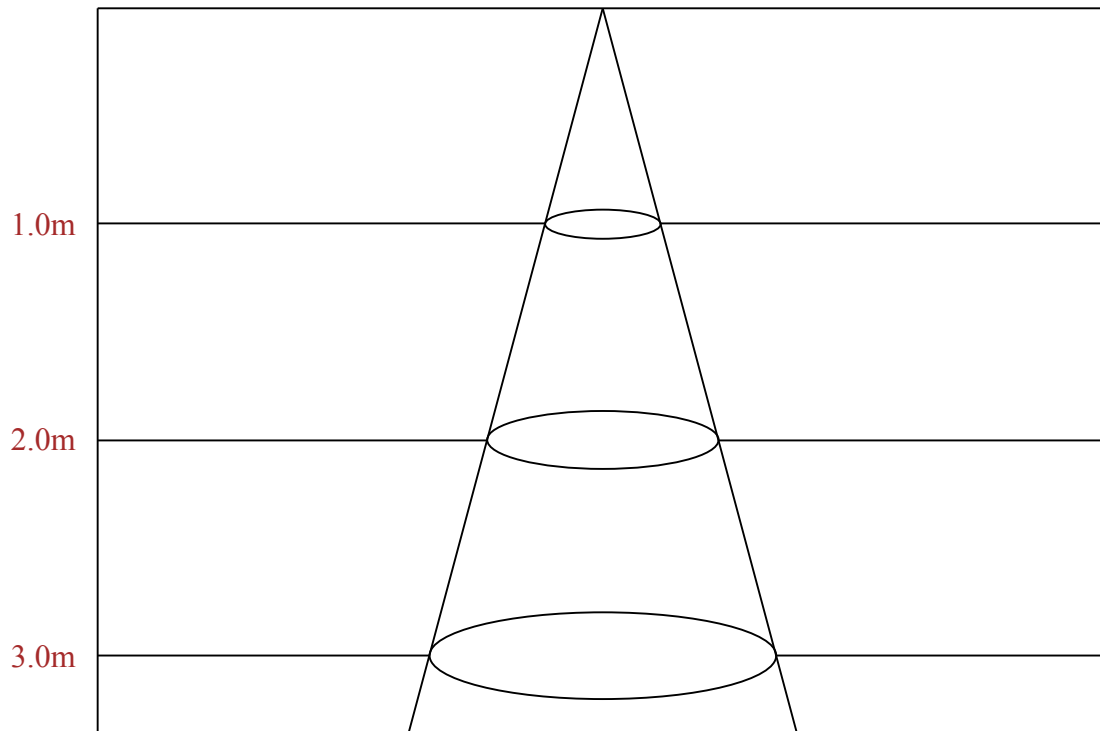
Aveage BeamAngle(IEC 61341):273.67

Equipment: equipamento lumini
Temperature(°C): 25.5

Date: 8/29/2024
Humidity(%): 55.0%

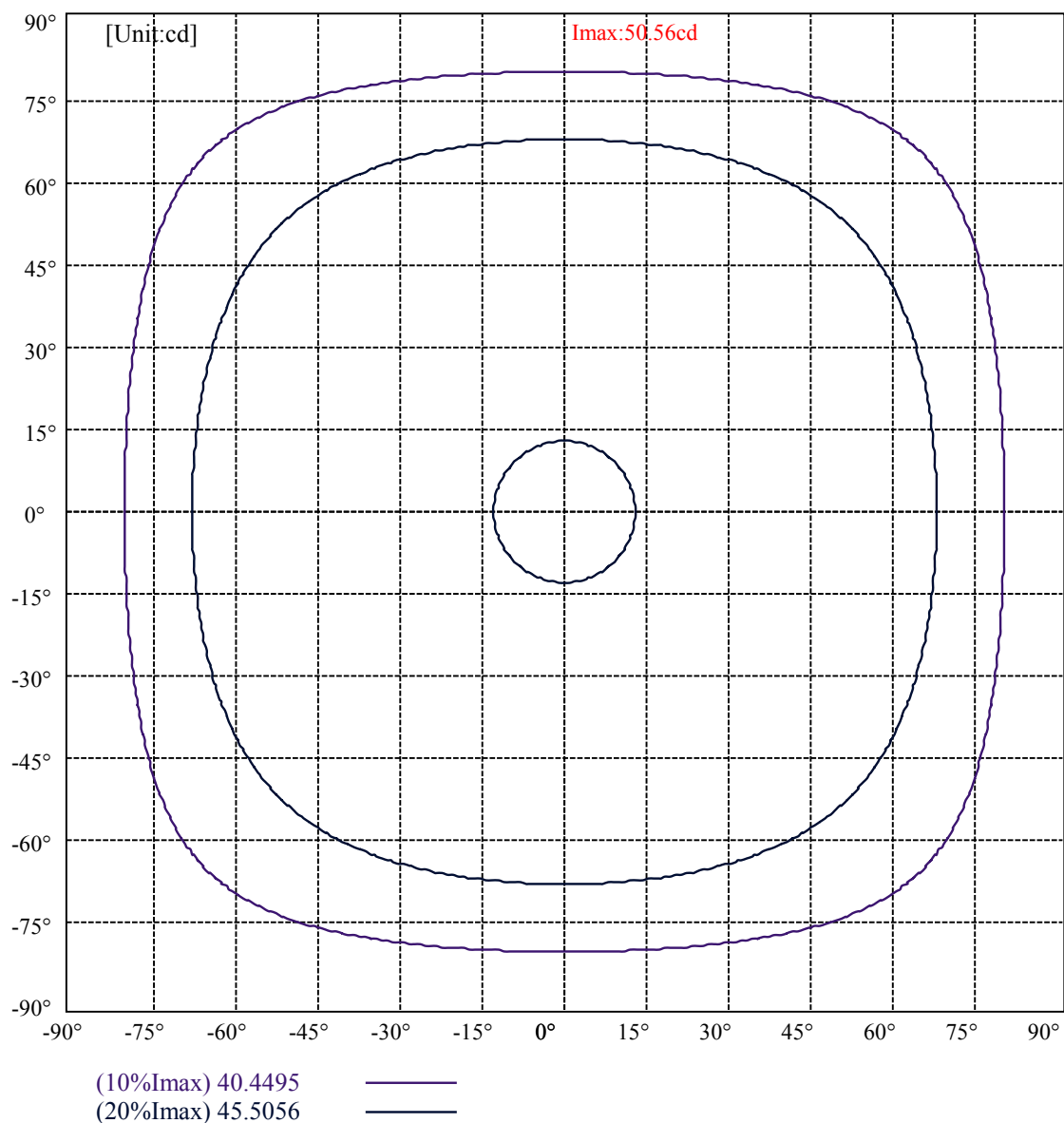
Operator: 01
Distance(m): 6.90





Max , Ave

Beam angle of C0 plane 273.67



lumini

Luminance Limiting Curve(no luminous side)

Appendix Page: 5 Total:6

Luminance Table

γ	45	50	55	60	65	70	75	80	85
C0	1981	2123	2308	2587	3017	3654	4604	6413	12048
C45	1981	2123	2308	2587	3017	3654	4604	6413	12048
C90	1981	2123	2308	2587	3017	3654	4604	6413	12048

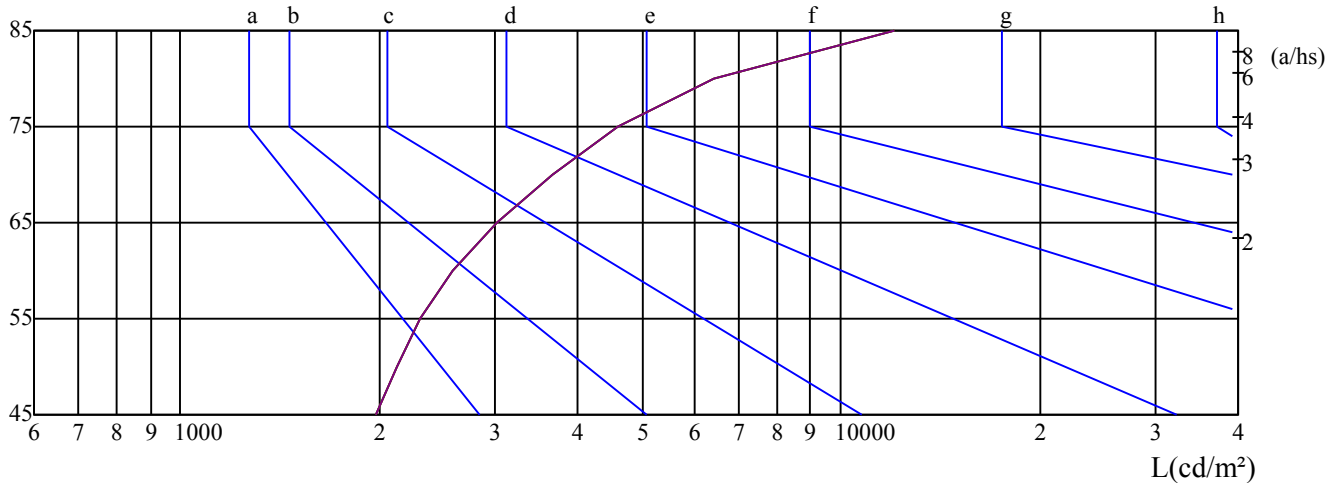
L(Hor)(65)	L(Ver)(65)	L45(65)	L(Hor)(75)	L(Ver)(75)	L45(75)	L(Hor)(85)	L(Ver)(85)	L45(85)
3017	3017	3017	4604	4604	4604	12048	12048	12048

Glare Table

Glare	Quality	Service Values Illuminance(lx)							
1.15	A	2000	1000	500	≤ 300				
1.5	B		2000	1000	500	≤ 300			
1.85	C			2000	1000	500	≤ 300		
2.2	D				2000	1000	500	≤ 300	
2.55	E					2000	1000	500	≤ 300
		a	b	c	d	e	f	g	h

Luminance Limiting Curve

$\gamma(^{\circ})$



C0 ———

C45 ———

C90 ———

Equipment: equipamento lumini
Temperature($^{\circ}$ C): 25.5

Date: 8/29/2024
Humidity(%): 55.0%

Operator: 01
Distance(m): 6.90

Illumination assessment according UGR											
Rf of Ceiling		70	70	50	50	30	70	70	50	50	30
Rf of Wall		50	30	50	30	30	50	30	50	30	30
Rf of Floor		20	20	20	20	20	20	20	20	20	20
Room dimensions		Viewed crosswise					Viewed endwise				
X	Y										
2H	2H	12.64	13.79	13.45	14.65	15.71	12.64	13.79	13.45	14.65	15.71
	3H	15.84	16.91	16.66	17.77	18.85	15.84	16.91	16.66	17.77	18.85
	4H	17.53	18.54	18.35	19.41	20.49	17.53	18.54	18.35	19.41	20.49
	6H	19.36	20.31	20.20	21.19	22.30	19.36	20.31	20.20	21.19	22.30
	8H	20.35	21.28	21.19	22.15	23.27	20.35	21.28	21.19	22.15	23.27
	12H	21.47	22.36	22.31	23.25	24.36	21.47	22.36	22.31	23.25	24.36
4H	2H	13.77	14.78	14.60	15.65	16.74	13.77	14.78	14.60	15.65	16.74
	3H	17.09	17.99	17.94	18.87	19.99	17.09	17.99	17.94	18.87	19.99
	4H	18.98	19.80	19.84	20.69	21.82	18.98	19.80	19.84	20.69	21.82
	6H	20.93	21.68	21.81	22.59	23.72	20.93	21.68	21.81	22.59	23.72
	8H	22.04	22.74	22.92	23.65	24.79	22.04	22.74	22.92	23.65	24.79
	12H	23.29	23.95	24.18	24.85	26.02	23.29	23.95	24.18	24.85	26.02
8H	4H	19.71	20.41	20.60	21.33	22.47	19.71	20.41	20.60	21.33	22.47
	6H	21.92	22.53	22.82	23.44	24.61	21.92	22.53	22.82	23.44	24.61
	8H	23.26	23.79	24.17	24.73	25.90	23.26	23.79	24.17	24.73	25.90
	12H	24.70	25.17	25.61	26.13	27.29	24.70	25.17	25.61	26.13	27.29
12H	4H	19.92	20.58	20.81	21.48	22.65	19.92	20.58	20.81	21.48	22.65
	6H	22.28	22.82	23.19	23.76	24.93	22.28	22.82	23.19	23.76	24.93
	8H	23.67	24.14	24.58	25.09	26.26	23.67	24.14	24.58	25.09	26.26
Variation with the observer position at spacings:											
S = 1.0H		0.2/-1.3					0.2/-1.3				
S = 1.5H		0.2/-1.2					0.2/-1.2				
S = 2.0H		0.1/-1.1					0.1/-1.1				
Standard tables:		BKBF					BKBF				
Uncorrected UGR		6.7					6.7				

依据CIE Publ. 117 计算 UGR, S/H = 0.25